

## **GEA Hilge SIPLA**

Single-Stage, Self-priming Side Channel Pumps

# Optimize your Cleaning Processes

Industrial applications demand highly reliable pumps, as breakdowns can be extremely expensive.

The GEA Hilge SIPLA range offers superior quality in every detail and unmatched reliability in most applications. These self-priming pumps can be counted on for a long operational life-time, even under tough conditions, including liquids with a high air content, such as in SIP / CIP return systems.

## Specialized Applications

The GEA Hilge SIPLA pump range is specially designed for applications in:

- Food and beverage
- Pharmaceutical industry
- Cleaning (return CIP)

## Reliable and Tough

Robustness characterizes the components of the GEA Hilge SIPLA pump family. The all-stainless steel construction exemplifies the commitment at GEA Hilge to quality and efficiency.

## Unique Pump Construction for Very Good

### Priming Performance

The GEA Hilge SIPLA range offers single-stage, self-priming side channel pumps. The top casing connections ensure that GEA Hilge SIPLA pumps are not drained when not running.

## Materials

Pump casing and front cover are precision stainless steel casting 1.4404.

The open star impeller is stainless steel 1.4404.

## Certificates and Documentation

- Test certificate e.g. according to DIN EN 10204, 2.2 oder 3.1
- FDA certificates
- etc.

## Shaft Seals – choose the one to suit you

A wide range of shaft seal options is available to suit different media and applications. The mechanical seals used in GEA Hilge SIPLA pumps are single inboard seals that maintain the optimum position in the liquid. This ensures efficient cleaning and cooling.

## Seal Options:

- Mechanical seals with standard seal face material: carbon/stainless steel or SiC/SiC
- O-ring material: EPDM or Viton
- Additional constructions and designs available upon request.

## Design Variations – SIPLA

Standard variants	Description
GEA Hilge SIPLA Adapta®	Close-coupled pump with bearing bracket and coupling, horizontal installation
GEA Hilge SIPLA Adapta® SUPER	Close-coupled pump with bearing bracket and coupling, horizontal installation, motor with stainless steel shroud
GEA Hilge SIPLA Bloc	Close-coupled pump on motor base, horizontal installation
GEA Hilge SIPLA Bloc-SUPER	Close-coupled pump, horizontal installation, motor with stainless steel shroud
Variants upon request	Description
GEA Hilge SIPLA tronic	Horizontal/vertical installation, motor with built-in frequency converter

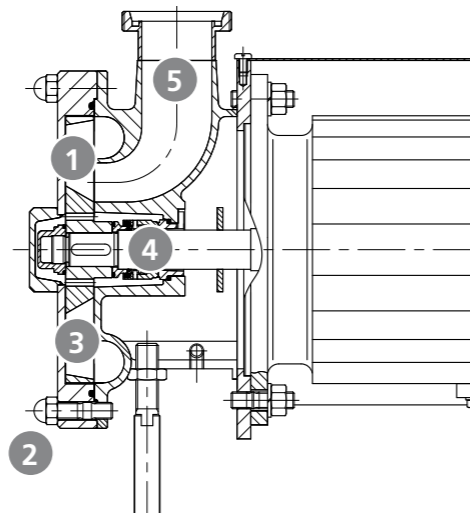
## Customised Solutions

A variety of pump solutions are found in the GEA Hilge SIPLA portfolio. The range of these self-priming sanitary pumps lets you choose between several variants to suit your task.

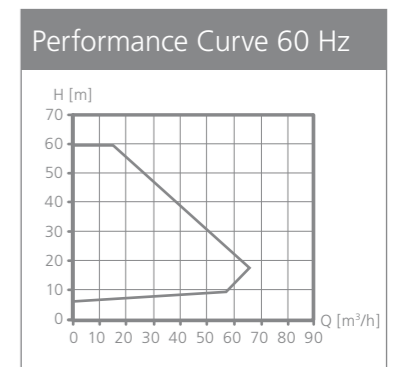
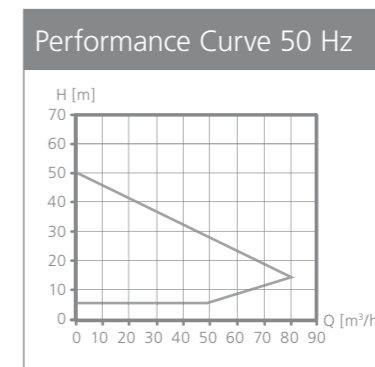


## Features and Benefits

- 1 Robust high-precision construction**  
Optimized hydraulics in housing and impeller for free liquid flow
- 2 Premium materials**  
For especially high reliability in continuous operation
- 3 Optimized star impeller**  
For secure pump operation, also with media of high gas content
- 4 Inboard mechanical seal**  
For effective cooling and lubrication
- 5 Self-priming side channel pump**  
For exceptional priming performance



Technical Data	50 Hz	60 Hz
GEA Hilge SIPLA	50 Hz	60 Hz
Flow	80 m³/h	65 m³/h
Head	50 m	60 m
Liquid temperature	95 °C	
Liquid temperature	140 °C (SIP)	
Operating pressure	PN 10	





*We live our values.*

Excellence • Passion • Integrity • Responsibility • GEA-versity

GEA Group is a global engineering company with multi-billion euro sales and operations in more than 50 countries. Founded in 1881, the company is one of the largest providers of innovative equipment and process technology. GEA Group is listed in the STOXX® Europe 600 Index.

**Hilge GmbH & Co. KG**

Hilgestraße, 55294 Bodenheim, Germany  
Phone 06135-75 0, Fax 06135-75 4955  
info@gea.com, www.gea.com